

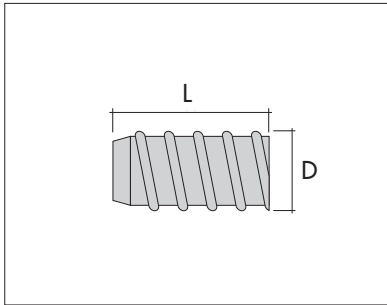
FABBRICA SERRATURE

FA. SIE. M.

CATALOGO N. 1

**PER SERRATURE e
ACCESSORI PER MOBILI**

ART. 501



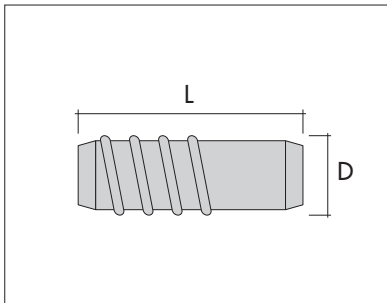
DESCRIZIONE

CONFEZIONI

Bussola ottone

D	L	FIL.	
mm. 10	12	6MA	1.000
mm. 10	15	6MA	1.000
mm. 10	20	6MA	1.000
mm. 12	15	7/16 o 8 MA	1.000
mm. 12	20	7/16 o 8 MA	1.000
mm. 12	25	7/16 o 8 MA	1.000
mm. 12	30	7/16 o 8 MA	1.000
mm. 15	16	10 MA	1.000
mm. 15	19	10 MA	1.000
mm. 15	25	10 MA	1.000

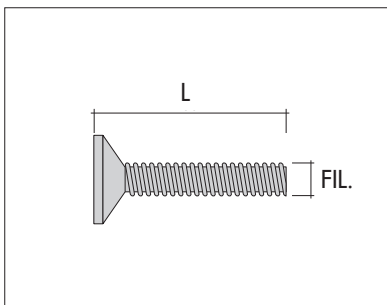
ART. 502



Bussola a spina ottone

D	L	FIL.	
mm. 10	28	6 MA	1.000
mm. 12	30	7/16 o 8 MA	1.000

ART. 503

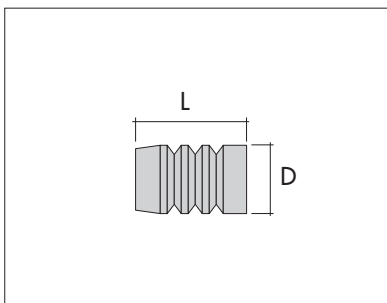


Vite T.S.C. ferro

nicelata - ottonata - bronzata

L	FIL.	
mm. 15 - 20 - 25 - 30	6 MA	200
mm. 35 - 40 - 50	6 MA	200

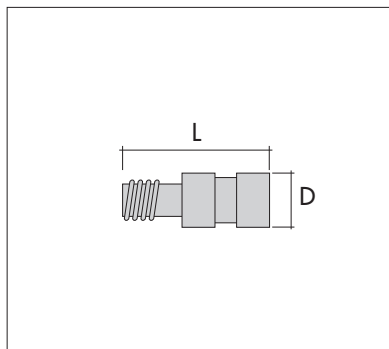
ART. 506



Bussolina per ripiani

D	L	FIL.	
7 x 10	5 MA	ottone lucido	2.000
7 x 10	5 MA	nicelata - bronzata	2.000
8 x 10	5 MA	ottone lucido	2.000
8 x 10	5 MA	nicelata - bronzata	2.000
8 x 10	6 MA	ottone lucido	2.000
8 x 10	6 MA	nicelata - bronzata	2.000

ART. 507



DESCRIZIONE

CONFEZIONI

Mensolina per ripiani in ferro nichelata - ottonata - bronzata

D	L	FIL.	
7 x 10 x 5	MA		1.000
8 x 10 x 6	MA		1.000
8 x 10 x 5	MA		1.000
7 x 10 x 5	MA C/OR		1.000
7 x 15 x 5	MA C/OR		1.000
7 x 20 x 5	MA C/OR		1.000

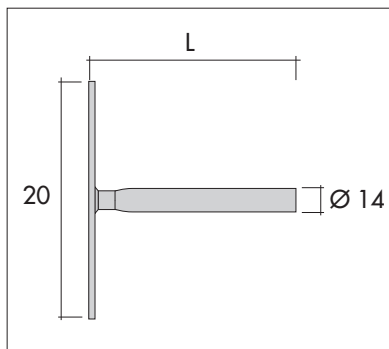
C/OR a parte

S/OR

Mensolina per ripiani FZ

6 x 8 x 8 ribasso mm. 4 non filettato	1.000
---------------------------------------	--------------

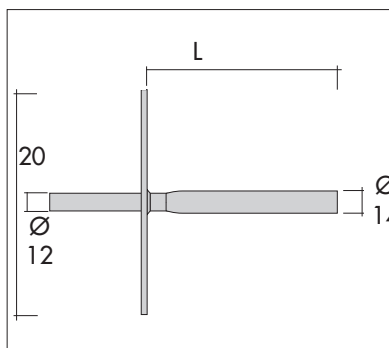
ART. 514



Mensola invisibile smontabile

piastra mm. 20 in F.Z. senza spina tubo Ø 14	
L	
mm 150	25
mm 200	25
mm 250	25
mm 300	25
mm 400	25

ART. 515



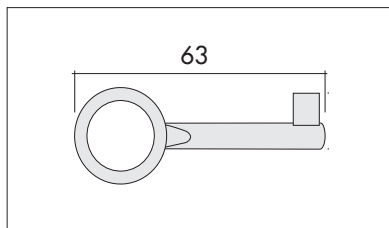
Mensola invisibile smontabile

piastra mm. 20 in F.Z. con spina posteriore Ø 12 tubo Ø 14	
L	
mm 150	25
mm 200	25
mm 250	25
mm 300	25
mm 400	25

Mensola invisibile fissa

piastra mm. 20 in F.Z. con spina posteriore Ø 12 tubo Ø 14	
L	
mm 150	50
mm 200	50
mm 250	50
mm 300	50
mm 400	50

ART. 2



DESCRIZIONE


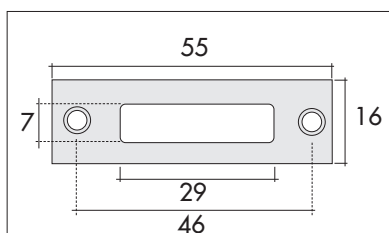
CONFEZIONI

Chiave nichelata - ottonata - bronzata

anello tondo barba piena una leva

200

ART. 3



Controbordo

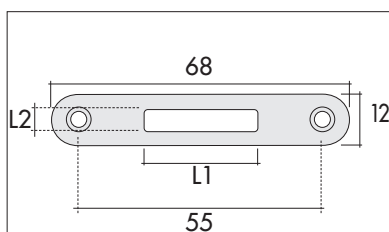
in ferro ottonato - nichelato - bronzato

200

in ottone

200

ART. 4



Controbordo tondato come il bordo

in ferro ottonato nichelato

L1	L2	
25	5	200
38	5	200
30	6	200

25 5

200

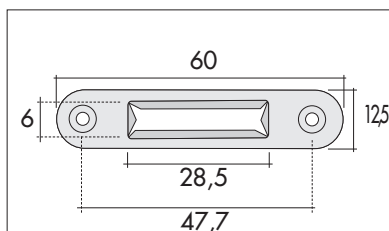
38 5

200

30 6

200

ART. 5

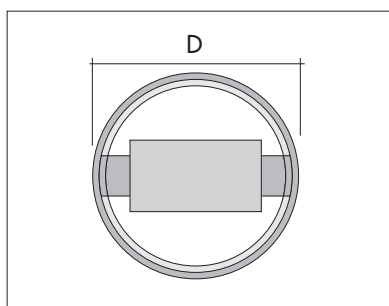


Controbordo tipo leggero con alette

in ferro ottonato - nichelato - bronzato

500

ART. 7



Pozzetto in ottone a rullo

D

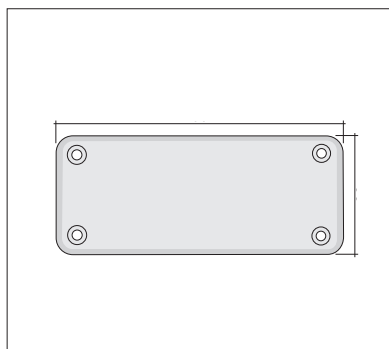
16

1.000

DESCRIZIONE

CONFEZIONI

ART. 9



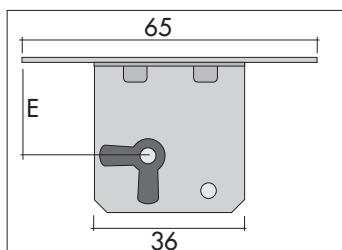
Placca in alluminio

ottonata - nichelata	da mm. 90 x 35	250
ottonata	da mm. 120 x 35	250

SERRATURE DA INFILARE

DESCRIZIONE

ART. 10



Bordo quadro mm 65x12



B. ferro una leva Dx o Sx

E: mm 15 - 20 - 25 - 30 - 35 - 40 - 45 - 50 - 60 - 70 - 80 - 90 - 100

Confezioni 12 pz.

B. ottone

E: mm 15 - 20 - 25 - 30 - 35 - 40 - 45 - 50 - 60 - 70 - 80 - 90 - 100

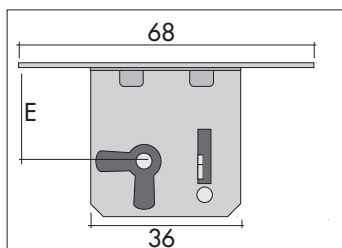
Confezioni 12 pz.

B. ferro ottonato

E: mm 15 - 20 - 25 - 30 - 35 - 40 - 45 - 50 - 60 - 70 - 80 - 90 - 100

Confezioni 12 pz.

ART. 10 bis



Bordo tondo mm 68x12



B. ferro una leva Dx o Sx

E: mm 15 - 20 - 25 - 30 - 35 - 40 - 45 - 50 - 60 - 70 - 80 - 90 - 100

Confezioni 12 pz.

B. ottone

E: mm 15 - 20 - 25 - 30 - 35 - 40 - 45 - 50 - 60 - 70 - 80 - 90 - 100

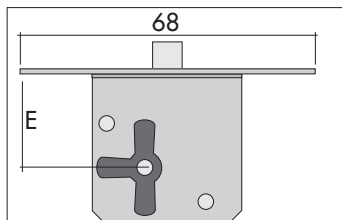
Confezioni 12 pz.

B. ferro ottonato

E: mm 15 - 20 - 25 - 30 - 35 - 40 - 45 - 50 - 60 - 70 - 80 - 90 - 100

Confezioni 12 pz.

ART. 11



Bordo tondo mm 68x12

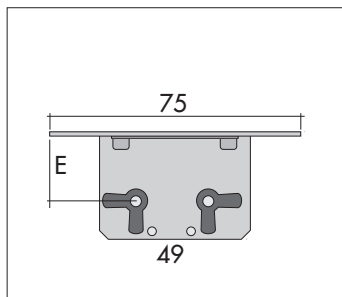


B. ferro ottonato una leva c/catenaccio Ø 6,5

E: mm 20 - 25 - 30 - 35 - 40 - 45 - 50 - 60 - 70 - 80 - 90

Confezioni 12 pz.

ART. 12



Bordo quadro mm 75x13
Bordo tondo mm 78x13



DESCRIZIONE

B. ferro una leva Dx o Sx

E: mm 20 - 25 - 30 - 35 - 40 - 45 - 50 - 60 - 70 - 80 - 90

Confezioni 12 pz.

B. ottone una leva Dx o Sx

E: mm 20 - 25 - 30 - 35 - 40 - 45 - 50 - 60 - 70 - 80 - 90

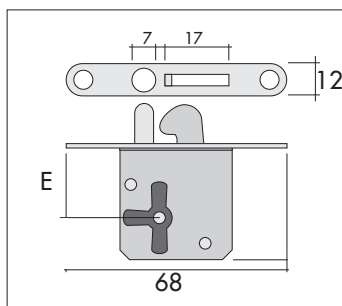
Confezioni 12 pz.

B. ferro ottonato una leva Dx o Sx

E: mm 20 - 25 - 30 - 35 - 40 - 45 - 50 - 60 - 70 - 80 - 90

Confezioni 12 pz.

ART. 13



Bordo quadro mm 75x13
Bordo tondo mm 78x13



B. ferro ottonato una leva c/gancio

una leva tipo normale
con gancio misura mm. 20-25-30

€ 2,3241

Confezioni 12 pz.

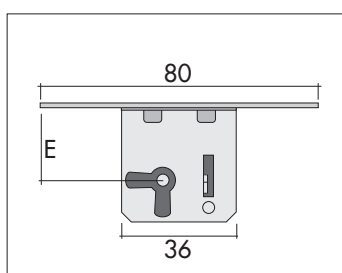
B. ottone una leva c/gancio

una leva tipo normale
con gancio misura mm. 20-25-30


€ 2,8406

Confezioni 12 pz.

ART. 14



Bordo quadro mm 80,7x16
Bordo tondo mm 77,7x16



B. ferro una leva tipo pesante Dx o Sx

E: mm 15 - 20 - 25 - 30 - 35 - 40 - 45 - 50 - 60 - 70 - 80 - 90 - 100

Confezioni 12 pz.

B. ottone una leva tipo pesante Dx o Sx

E: mm 15 - 20 - 25 - 30 - 35 - 40 - 45 - 50 - 60 - 70 - 80 - 90 - 100

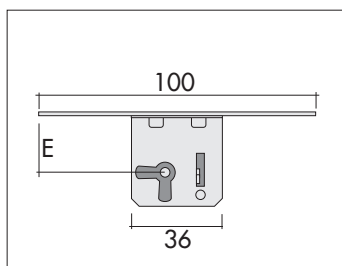
Confezioni 12 pz.

B. ferro ottonato una leva tipo pesante Dx o Sx


E: mm 15 - 20 - 25 - 30 - 35 - 40 - 45 - 50 - 60 - 70 - 80 - 90 - 100

Confezioni 12 pz.

ART. 14 bis



Bordo quadro mm 100x18,5
Bordo tondo mm 100x18,5



B. ferro una leva tipo pesante Dx o Sx

E: mm 15 - 20 - 25 - 30 - 35 - 40 - 45 - 50 - 60 - 70 - 80 - 90 - 100

Confezioni 12 pz.

B. ottone una leva tipo pesante Dx o Sx

E: mm 15 - 20 - 25 - 30 - 35 - 40 - 45 - 50 - 60 - 70 - 80 - 90 - 100

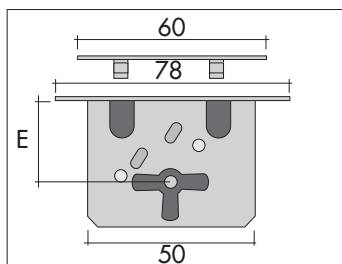
Confezioni 12 pz.

B. ferro ottonato una leva tipo pesante Dx o Sx


E: mm 15 - 20 - 25 - 30 - 35 - 40 - 45 - 50 - 60 - 70 - 80 - 90 - 100

Confezioni 12 pz.

ART. 20 bis



Bordo tondo mm 78x15



DESCRIZIONE

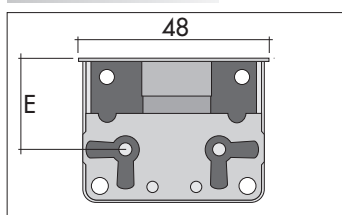
Serr. BFOT una leva

E: mm 20 - 25 - 30 - 35 - 40 - 45 - 50 - 60 - 70 - 80

Confezioni 12 pz

SERRATURE MEZZA SCATOLA

ART. 16



DESCRIZIONE

Dorso ferro una leva Dx e Sx

E: mm 15 - 20 - 25 - 30 - 35 - 40 - 45 - 50 - 60 - 70 - 80 - 90

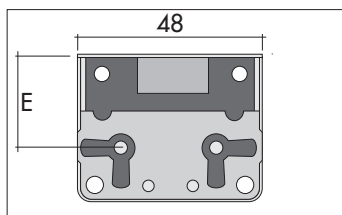
Confezioni 12 pz

Dorso ferro ottonato - nichelato - bronzato una leva Dx e Sx

E: mm 15 - 20 - 25 - 30 - 35 - 40 - 45 - 50 - 60 - 70 - 80 - 90

Confezioni 12 pz

ART. 16 B.R.



Dorso ferro bordo refilato una leva Dx e Sx

E: mm 15 - 20 - 25 - 30 - 35 - 40 - 45 - 50 - 60 - 70 - 80 - 90

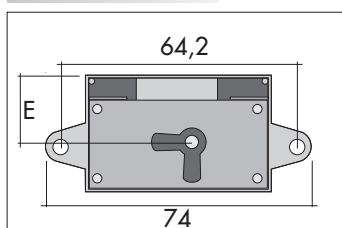
Confezioni 12 pz

Dorso ferro ottonato - nichelato - bronzato bordo refilato una leva Dx e Sx

E: mm 15 - 20 - 25 - 30 - 35 - 40 - 45 - 50 - 60 - 70 - 80 - 90

Confezioni 12 pz

ART. 17



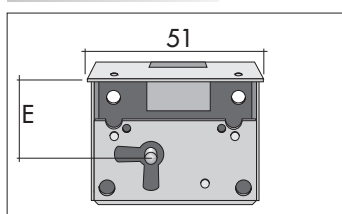
Dorso zama bronzato - ottonato - nichelato una leva Dx o Sx

E: mm 15 - 20 - 25 - 30

Confezioni 12 pz

ART. 18

ART. 18 B.R.



Dorso ferro una leva Dx o Sx

E: mm 15 - 20 - 25 - 30 - 35 - 40 - 45 - 50 - 60 - 70 - 80 - 90 - 100

Confezioni 12 pz

Dorso ottone una leva Dx o Sx

E: mm 15 - 20 - 25 - 30 - 35 - 40 - 45 - 50 - 60 - 70 - 80 - 90 - 100

Confezioni 12 pz

Dorso ferro ottonato una leva Dx o Sx

E: mm 15 - 20 - 25 - 30 - 35 - 40 - 45 - 50 - 60 - 70 - 80 - 90 - 100

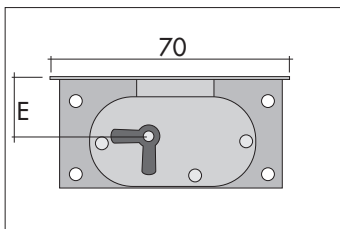
Confezioni 12 pz

SERRATURE DA INCASTRARE

FA. SE. M.

DESCRIZIONE

ART. 19



Dorso ferro una leva Dx o Sx

E: mm 15 - 20 - 25 - 30 - 35 - 40 - 45 - 50 - 60 - 70 - 80 - 90 - 100

Confezioni 12 pz

Dorso ottone una leva Dx o Sx

E: mm 15 - 20 - 25 - 30 - 35 - 40 - 45 - 50 - 60 - 70 - 80 - 90 - 100

Confezioni 12 pz

Dorso ferro ottonato una leva Dx o Sx

E: mm 15 - 20 - 25 - 30 - 35 - 40 - 45 - 50 - 60 - 70 - 80 - 90 - 100


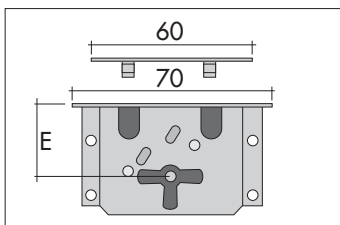
Confezioni 12 pz

SERRATURE A BULCINELLA

FA. SE. M.

DESCRIZIONE

ART. 20



Dorso ferro una leva

E: mm 15 - 20 - 25 - 30 - 35 - 40 - 45 - 50 - 60 - 70 - 80

Confezioni 12 pz

Dorso ottone una leva

E: mm 15 - 20 - 25 - 30 - 35 - 40 - 45 - 50 - 60 - 70 - 80


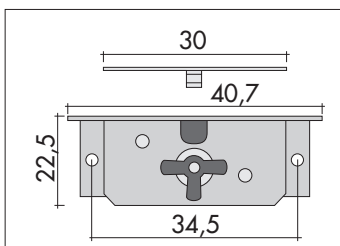
Confezioni 12 pz

Dorso ferro ottonato una leva

E: mm 20 - 25 - 30 - 35 - 40 - 45 - 50 - 60 - 70 - 80

Confezioni 12 pz

ART. 0/20

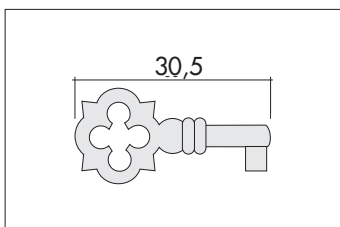


Serratura per cofanetto DFO con chiave ottinata

Entrata misura unica

Confezioni 50 pz

ART. 0/1



Chiave Z.O. per ART. 0/20

Confezioni 50 pz

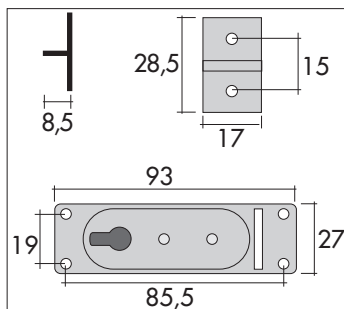
SERRATURE A PILASTRINO

FA. SE. M.

DESCRIZIONE

CONFEZIONI

ART. 21 bis


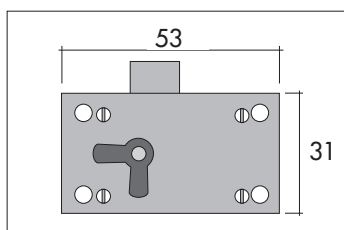


Dorso ferro - Dorso ferro ottonato

Serratura a pilastro una leva

20

ART. 23



Dorso ferro lucido ottonato - brunito

entrata unica mm. 15 una leva

50

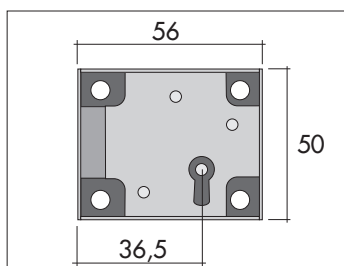
SERRATURE PER PORTELLI GAS

FA. SE. M.

DESCRIZIONE

CONFEZIONI

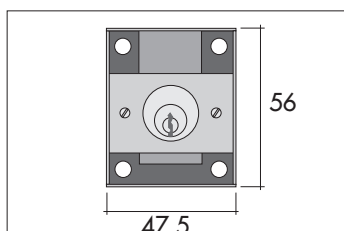
ART. 100



Scatola ferro 1 leva 1 giro
entrata unica mm. 36,5

12

ART. 100/C

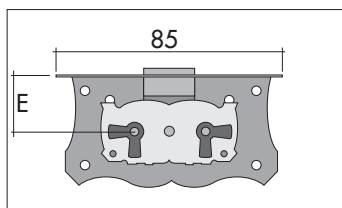


Scatola ferro zincato con cilindro
nichelato Ø 20 x 20 con 2 chiavi
entrata unica mm. 30

12

DESCRIZIONE

ART. 572



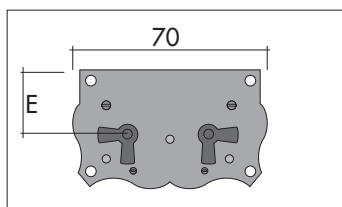
Serratura in stile da incastrare in ferro brunito

1 leva barba normale Dx e Sx

E: mm 15 - 20 - 25 - 30 - 35 - 40 - 45 - 50 - 60 - 70 - 80 - 90 - 100

Confezioni 12 pz

ART. 576



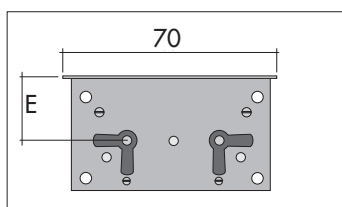
Serratura in stile da applicare in ferro brunito

1 leva barba normale Dx e Sx

E: mm 15 - 20 - 25 - 30 - 35 - 40 - 45 - 50 - 60 - 70 - 80 - 90 - 100

Confezioni 12 pz

ART. 577



Serratura in stile da applicare in ferro grezzo o brunito

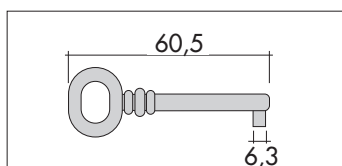
Con bordo a rovescio 1 leva barba normale Dx e Sx

E: mm 20 - 25 - 30 - 35 - 40 - 45 - 50 - 60 - 70 - 80 - 90 - 100

Confezioni 12 pz

CONFEZIONI

ART. 72



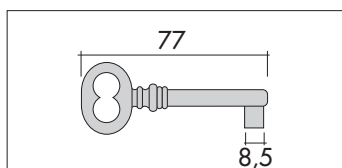
Chiave in stile ottone brunita nera 1 leva

barba normale **50**

Chiave in stile ottone lucido 1 leva barba

normale **50**

ART. 73



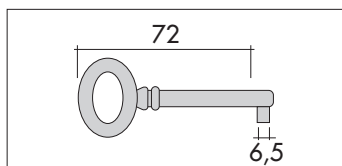
Chiave in stile ottone brunita nera 1 leva

barba pesante **50**

Chiave in stile ottone lucido 1 leva barba

pesante **50**

ART. 74

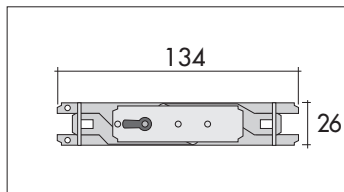


**Chiave in stile zama
bronzo antico - nichelato - ottonato**

1 leva barba normale **50**

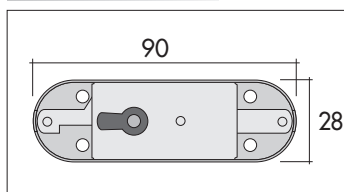
DESCRIZIONE	CONFEZIONI	
	SOLO SERRATURA	COMPLETI ACCESSORI E 1 CHIAVE

ART. 25



Dorso ferro		
una leva a un giro	20	12
Dorso ottone		
una leva a un giro	20	12

ART. 26

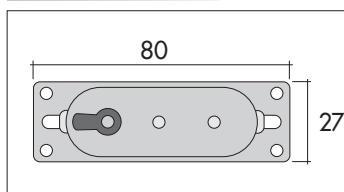


Dorso ferro		
una leva giri uno e mezzo	20	12
Dorso ferro ottonato - nichelato da applicare		
una leva giri uno e mezzo	20	12

ART. 26A

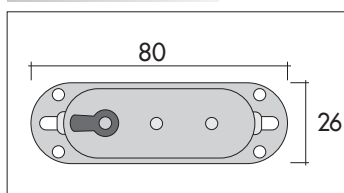
Dorso ferro da applicare		
una leva	20	12
Dorso ferro ottonato - nichelato da applicare		
una leva	20	12

ART. 28



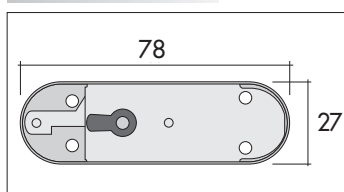
in ferro tipo quadro		
una leva giri uno	20	12

ART. 28T

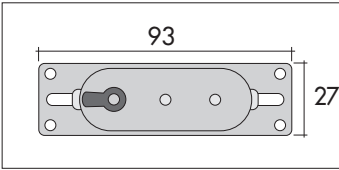

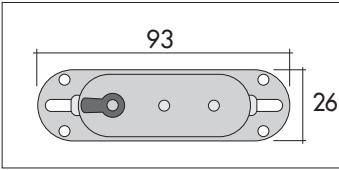

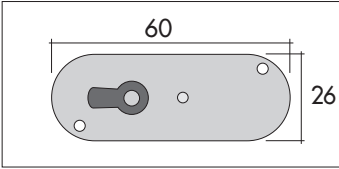

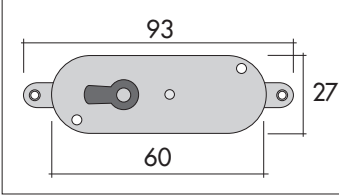

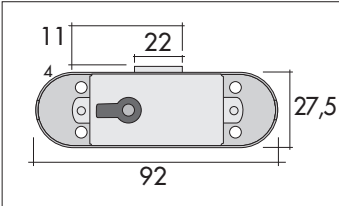



in ferro tipo tondo		
una leva giri uno	20	12


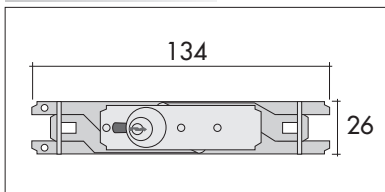
ART. 29



in ferro		
una leva giri uno e mezzo	20	12

		DESCRIZIONE	CONFEZIONI	
			SOLO SERRATURA	COMPLETI ACCESSORI E 1 CHIAVE
ART. 27		in ferro tipo quadro		
		una leva giri due	20	12
ART. 27T		in ferro tipo tondo		
		una leva giri due	20	12
ART. 33		in ferro		
		una leva giri uno e mezzo	20	12
ART. 33 bis		in ferro con orecchini		
		una leva giri uno e mezzo	20	12
ART. 26 bis/A		Dorso ferro - Dorso ferro ottonato		
		Tre chiusure una leva solo serratura	20	12

ART. 25C




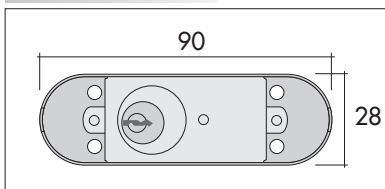
Dorso e accessori ferro

giri 1 cilindro 20 x 15 o 20 x 20	12
-----------------------------------	-----------

Dorso e accessori ottone

giri 1 cilindro 20 x 15 o 20 x 20	12
-----------------------------------	-----------

ART. 26C



Dorso e accessori ferro

giri 1 e mezzo cilindro 20 x 15 o 20 x 20	12
---	-----------

Dorso e accessori ottone

giri 1 e mezzo cilindro 20 x 15 o 20 x 20	12
---	-----------

ART. 26CA

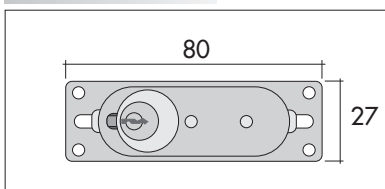
Dorso da applicare e accessori ferro

giri 1 e mezzo cilindro 20 x 15 o 20 x 20	12
---	-----------

Dorso da applicare e accessori ottone

giri 1 e mezzo cilindro 20 x 15 o 20 x 20	12
---	-----------

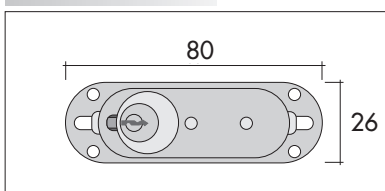
ART. 28C



Placca ferro tipo quadro

giri 1 cilindro 20 x 15 o 20 x 20	12
-----------------------------------	-----------

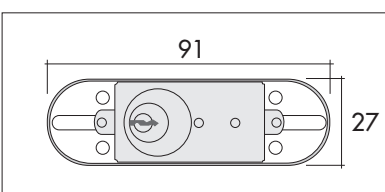
ART. 28TC



Placca ferro tipo tondo

giri 1 cilindro 20 x 15 o 20 x 20	12
-----------------------------------	-----------

ART. 29C



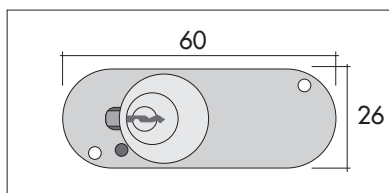
Dorso ferro

giri 1 e mezzo cilindro 20 x 15 o 20 x 20	12
---	-----------

DESCRIZIONE

CONFEZIONI

ART. 33C

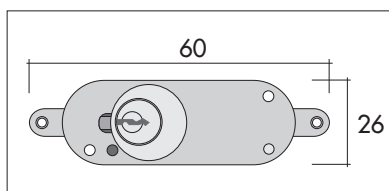


Dorso ferro

giri 1 e mezzo cilindro 20 x 15 o 20 x 20

12

ART. 33 bis C

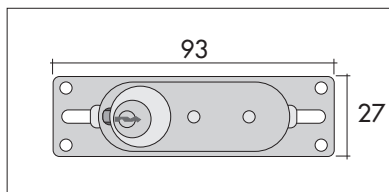


Dorso ferro con orecchini

giri 1 e mezzo cilindro 20 x 15 o 20 x 20

12

ART. 27C

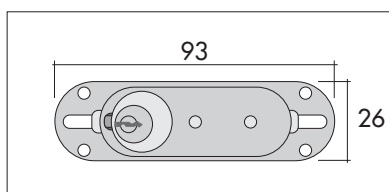


Placca ferro tipo quadro

giri 2 cilindro 20 x 15 o 20 x 20

12

ART. 27TC



Placca ferro tipo tondo

giri 2 cilindro 20 x 15 o 20 x 20

12

VARIANTI

con cilindro


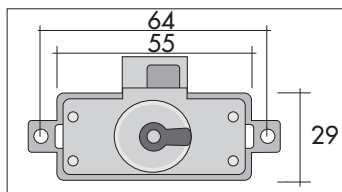
mm 20x25
mm 20x30
mm 20x35
mm 20x40

nichelato

cifratura unica
in gruppi
c/passepartout
c/cilindro e chiavi numerate
c/chiavi snodo

DESCRIZIONE		CONFEZIONI	
		NICHELATO BRUNITO VERNICIATO	OTTONATO BRONZATO

ART. 550

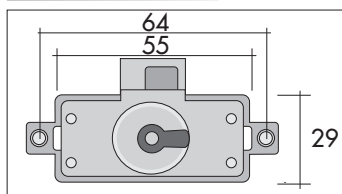


Da avvitare

Scatola Zama una leva
solo serratura dx e sx

10

ART. 551

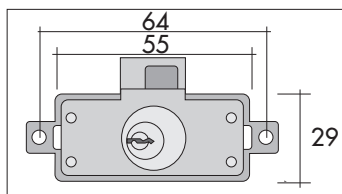


A pressione

idem con due bussoline in nylon
avvitate Ø mm. 9

10

ART. 550C

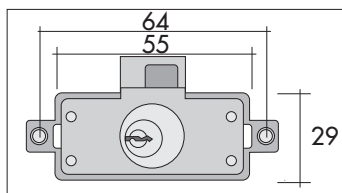


Da avvitare

Scatola Zama solo serratura
cilindro ottone mm. 17x15 17x20

10

ART. 551C



A pressione

idem con due bussoline in nylon
avvitate Ø mm. 9

10

ACCESSORI



Kit accessori avvitare

1 coppia ganci c/cavallotti
2 guida asta
2 perni c/bussolina oppure 2 perni regolabili

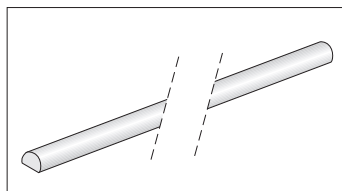
10

Kit accessori a pressione

1 coppia ganci c/cavallotti
2 guida asta
2 perni c/bussolina oppure 2 perni regolabili

10

ASTA d. 6x5



da cm. 100

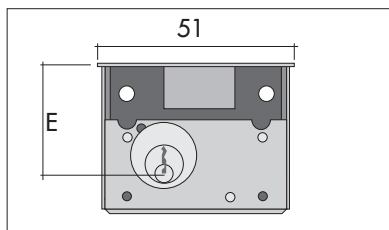
da cm. 130

da cm. 160

50

ART. 18C

ART. 18C BR



DESCRIZIONE

CONFEZIONI

Mezza scatola dorso ferro

giri 1 e mezzo cilindro 20 x 15 o 20 x 20 da mm. 20-25-30-35-40-45-50-60-70

10

Mezza scatola dorso ferro ottonato - nichelato - bronzato

giri 1 e mezzo cilindro 20 x 15 o 20 x 20 da mm. 20-25-30-35-40-45-50-60-70

10

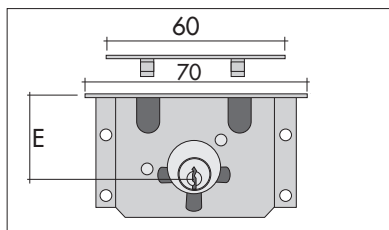
Mezza scatola dorso ottone

giri 1 e mezzo cilindro 20 x 15 o 20 x 20 da mm. 20-25-30-35-40-45-50-60-70

10

Idem con bordo refilato

ART. 20C



Bulcinella dorso ferro

con cilindro 20 x 15 o 20 x 20 da mm. 20-25-30-35-40-45-50-60-70

10

Bulcinella dorso ferro ottonato - nichelato - bronzato

con cilindro 20 x 15 o 20 x 20 da mm. 20-25-30-35-40-45-50-60-70

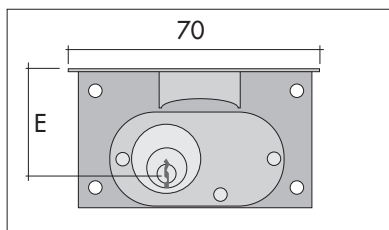
10

Bulcinella dorso ottone

con cilindro 20 x 15 o 20 x 20 da mm. 20-25-30-35-40-45-50-60-70

10

ART. 45



Da incastrare dorso ferro

giri 1 cilindro 20 x 15 o 20 x 20 da mm. 20-25-30-35-40-45-50-60-70

10

Da incastrare dorso ferro ottonato

giri 1 cilindro 20 x 15 o 20 x 20 da mm. 20-25-30-35-40-45-50-60-70

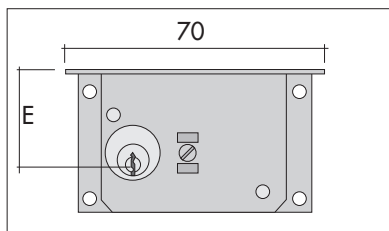
10

Da incastrare dorso ottone

giri 1 cilindro 20 x 15 o 20 x 20 da mm. 20-25-30-35-40-45-50-60-70

10

ART. 50



Da incastrare dorso ferro

giri 2 cilindro 20 x 15 o 20 x 20 da mm. 25-30-35-40-45-50-60-70

10

Da incastrare dorso ferro ottonato

giri 2 cilindro 20 x 15 o 20 x 20 da mm. 25-30-35-40-45-50-60-70

10

Da incastrare dorso ottone


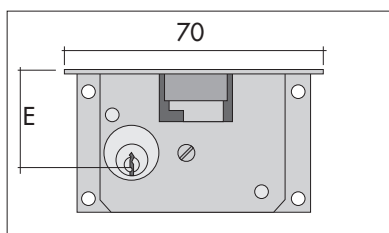
giri 2 cilindro 20 x 15 o 20 x 20 da mm. 25-30-35-40-45-50-60-70

10

DESCRIZIONE

CONFEZIONI

ART. 51



Da incastrare dorso ottonato

giri 1 e mezzo cilindro 20 x 15 o 20 x 20
da mm. 30 - 35 - 40 - 50

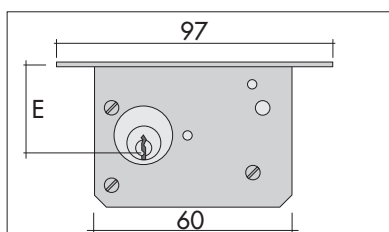
10

Da incastrare dorso ottone

giri 1 e mezzo cilindro 20 x 15 o 20 x 20
da mm. 30 - 35 - 40 - 50

10

ART. 52

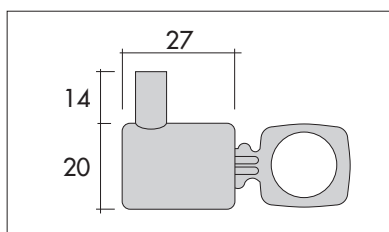


Da infilare tipo pesante dorso ottonato

giri 2 cilindro 20 x 20 da mm. 30 - 50

10

ART. 59

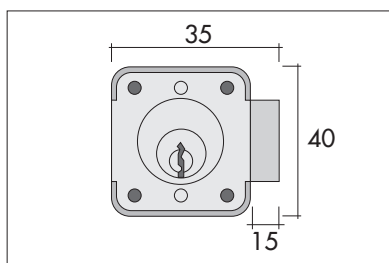


Da infilare ottone - ottone nichelato

senza viti cil. 20 x 27 con chiave moderna
cifratrice unica 2 uscite

10

ART. 60A

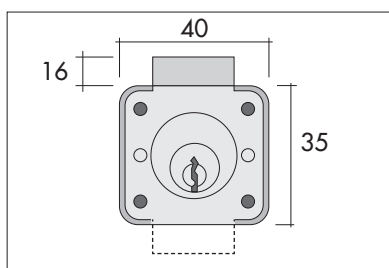


Da applicare per antina

cil. 20 x 15 o 20 x 20
dorso ferro ottonato - nichelato

10

ART. 60C



Da applicare per cassette

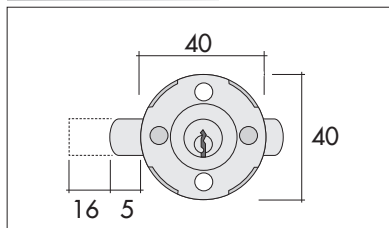
cil. 20 x 15 o 20 x 20
dorso ferro ottonato - nichelato

10

DESCRIZIONE

CONFEZIONI

ART. 61A

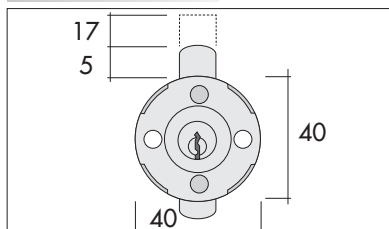


Da applicare tonde per antine

con cilindro 20 x 15 o 20 x 20
dorso Zama ottonata - nichelata

10

ART. 61C

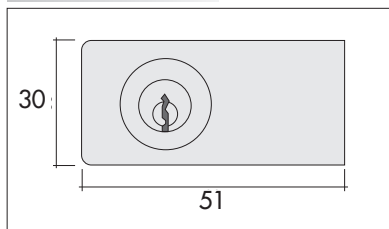


Da applicare tonde per cassette

con cilindro 20 x 15 o 20 x 20
dorso Zama ottonata - nichelata

10

ART. 63



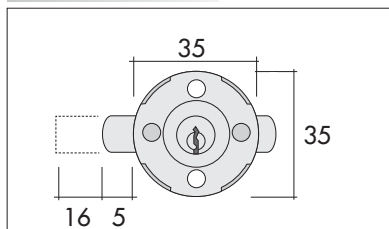
Da applicare per cristalli

con cilindro 16 x 20
finitura ottonata - nichelata

10

Idem per doppia antina

ART. 81A

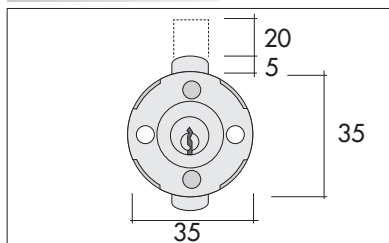


Da applicare tonde per antina

cilindro 17 x 15 o 17 x 20
dorso Zama ottonata - nichelata . bronzata

10

ART. 81C



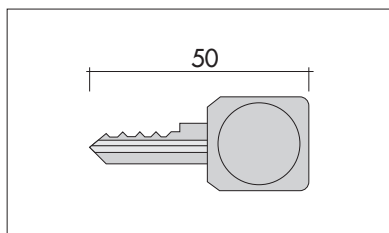
Da applicare tonde per cassetto

cilindro 17 x 15 o 17 x 20
dorso Zama ottonata - nichelata . bronzata

10

DESCRIZIONE

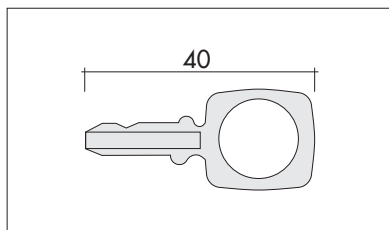
CONFEZIONI



Chiave tipo Lux

ottonata - nichelata - bronzata
verniciata bianca - nera - argento

10

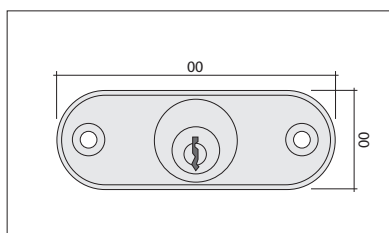


Chiave Moderna

cifratura unica
ottonata - nichelata - bronzata

10

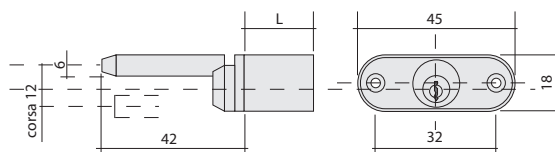
ART. 91 - O



Da applicare tonde per cassette multipli

con frontale orizzontale
con cil. 17 x 15 o 17 x 20

10



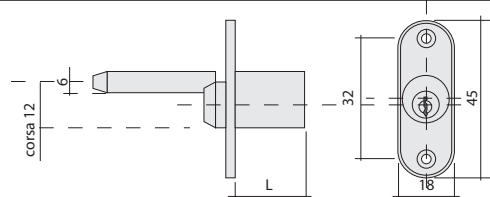
ART. 91 - V



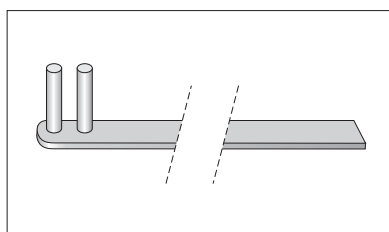
Da applicare tonde per cassette multipli

con frontale verticale
con cil. 17 x 15 o 17 x 20

10



ASTA



Asta ferro zincato cm. 50 con 2 perni fissi

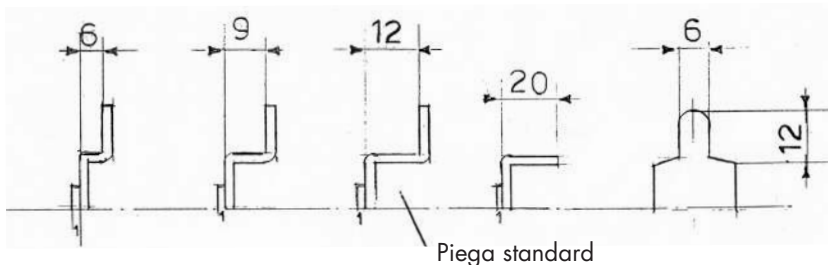
Perno Zama regolabile

Perno F.Z. fisso

Cavalotto F.Z.

CATENACCI PIEGATI

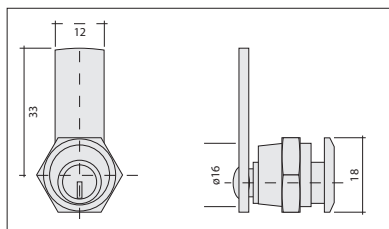
ART. 81 PIATTO 16X2,2



DESCRIZIONE

CONFEZIONI

ART. 881 C



Serratura filettata con dado esagonale

1 uscita cil. Ø 16 x 20 nichelato

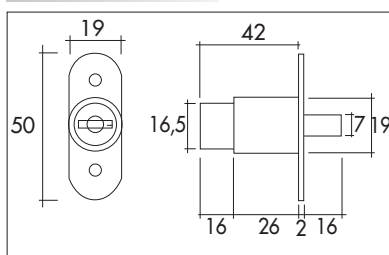
10

Serratura filettata con dado esagonale

1 uscita cil. Ø 16 x 25 nichelato

10

ART. 400



Serratura a pulsante per ante scorrevoli

cil. 19 x 26 (misura unica)
nichelato

10

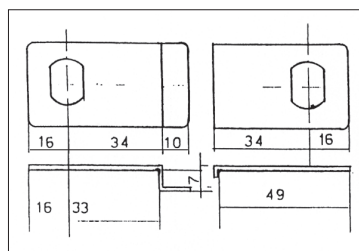
VARIANTI

con cilindro mm 17x25 - 20x25
mm 17x30 - 20x30
mm 17x35 - 20x35
mm 17x40 - 20x40

nichelato
bronzato

cifratura unica
cifratura unica al campione
in gruppi
con catenaccio piegato, c/foro o a filo
con catenaccio più lungo
con punta
con cilindro e chiavi numerate
con chiavi snodo
con chiave passepartout
a 1 uscita

ART. 302 B



Con placche anta doppia

Nichelata, ottonata e verniciata

10

ART. 303



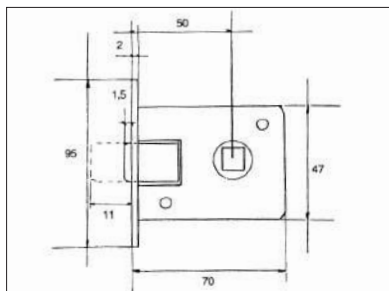
Con cremagliera cromato

10

DESCRIZIONE

CONFEZIONI

ART. 801

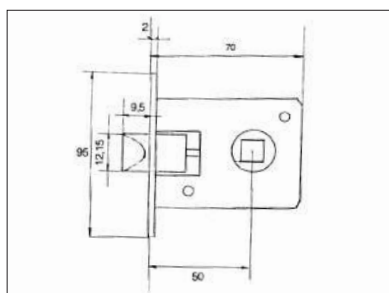


Serratura per porte verniciate nere o bronzo

Con mandata q. 8 entrata mm 50
Bordo tondo mm 18x95

5

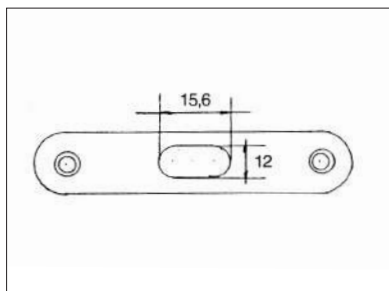
ART. 802



Serratura per porte verniciate nere o bronzo

Solo scrocco q. 8 entrata mm 50
Bordo tondo mm 18x95

5



Controbordo F. BR mm 16x95

Per Art. 801 - 802

5

Via Caduti, 49 - 20826 MISINTO (MB)
Tel. 02 96320031 - Fax 02 96320862
E-mail: info@fasemsrl.com
Internet: <http://www.fasemsrl.com>